

KOJO

WORLDWIDE

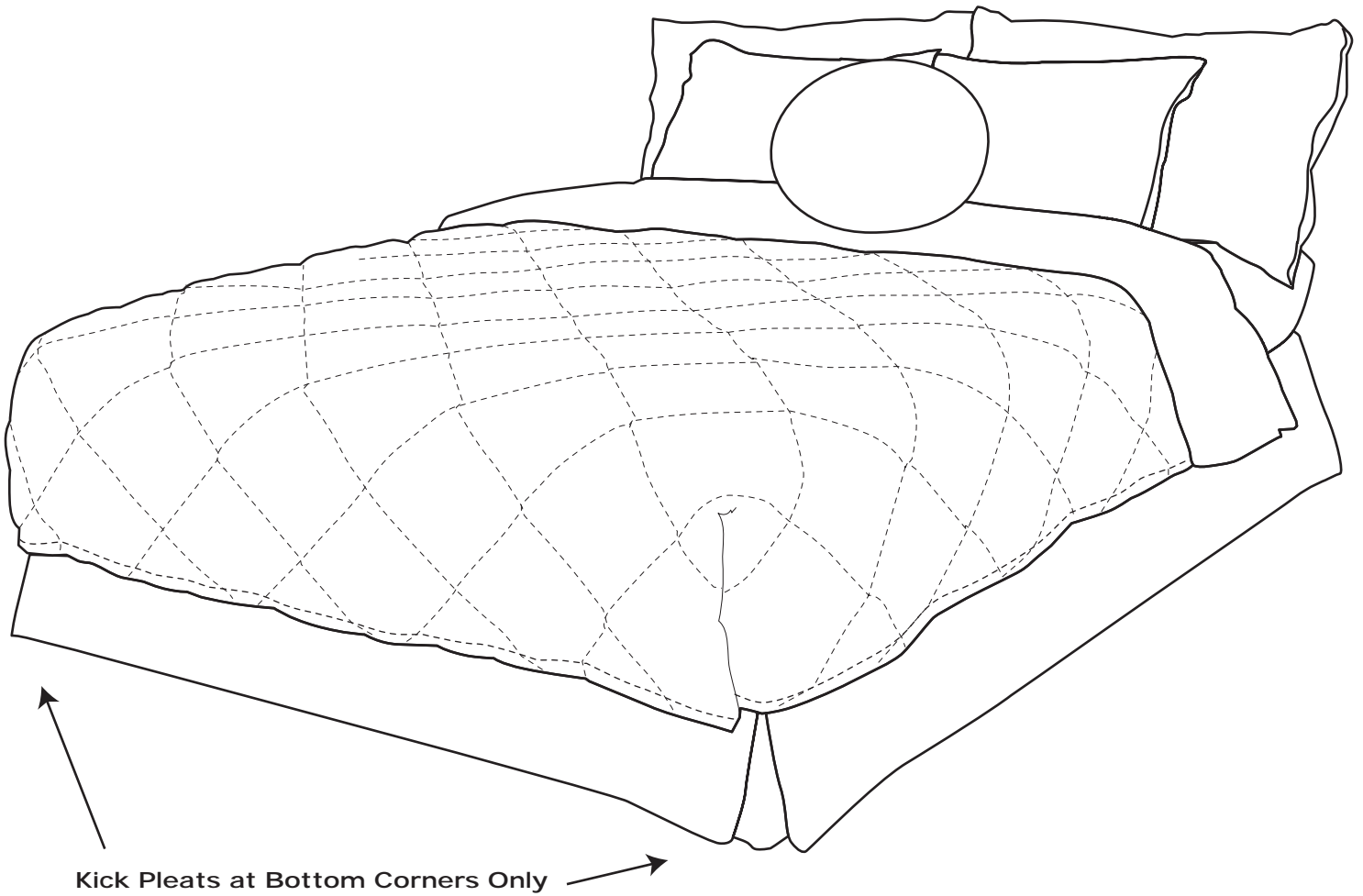
HOTEL INDUSTRY SPECIALIST




Duvet and Coverlet Specifications

Adding Value to Your Success

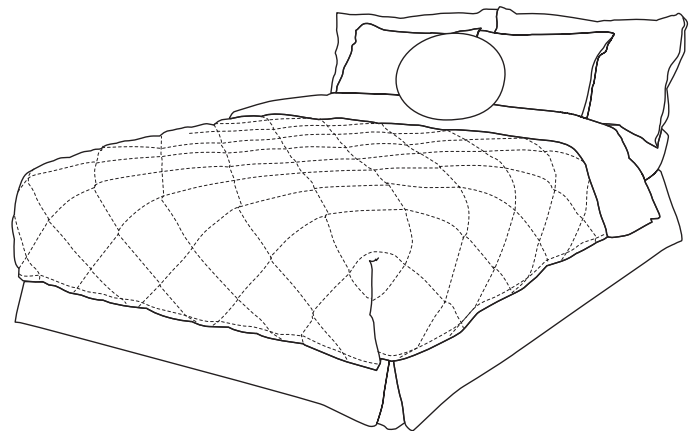
Waterfall Fitted Duvetlet Kickpleated Bedskirt



Waterfall Fitted Duvetlet Kickpleated Bedskirt




Duvet Cover



Bedskirt



Pillow Shams



16" Throw Pillow

Duverlet Duvet/Coverlet

Duverlet

Style: Quilted fitted corners
Fill: 12 Oz. 100% virgin bonded polyester
Corners: Waterfall fitted corners
Lining: 70/30 white
Detail: 27" unquilted self fabric to be put on at the top of reverse side of the coverlet creating reverse pillow sham fold back
Hem: Single needle hem

Bed Skirt

Style: Tailored with 2 inverted kick pleats
Lining: None
Decking: Poly/Cotton fabric
Platform Strips: 3" platform strips to be attached to the platform
Header: Header extended to the end of the bed creating a box fit


Pillow Shams 26" wide x 20" long

Style: Knife edged
Closure: Zipper at the bottom
Insert: Siliconized Virgin Polyester fiber fill

Throw Pillow

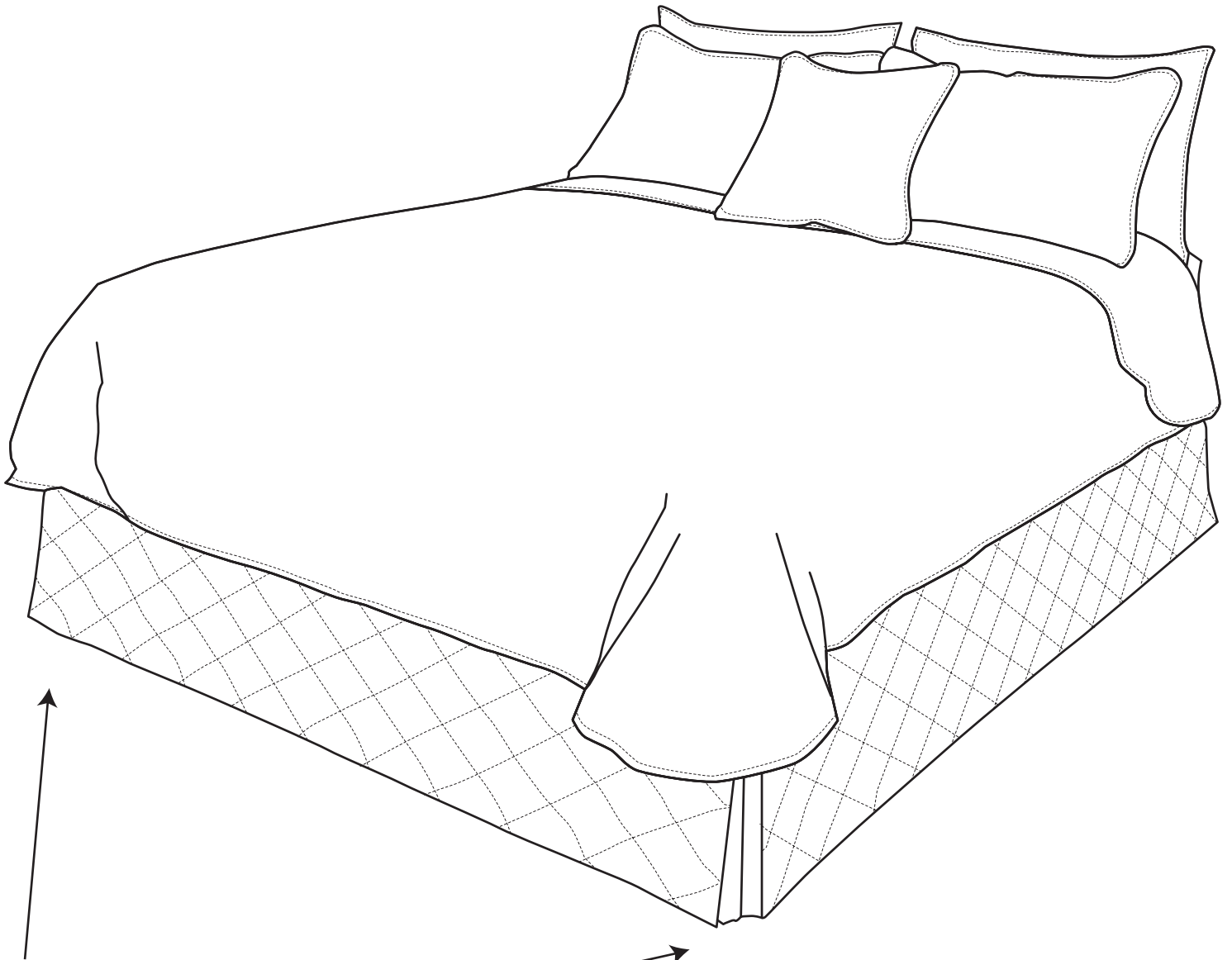
Style: Round 16" diameter
Closure: Zipper at the bottom
Insert: Siliconized Virgin Polyester fiber fill

Duvet I - Top Stitched Quilted Kick Pleat Bedskirt




Single Kick Pleats at Bottom Corners Only

Duvet II - Extra Flap As Reverse Sham Diamond Quilted Bedskirt

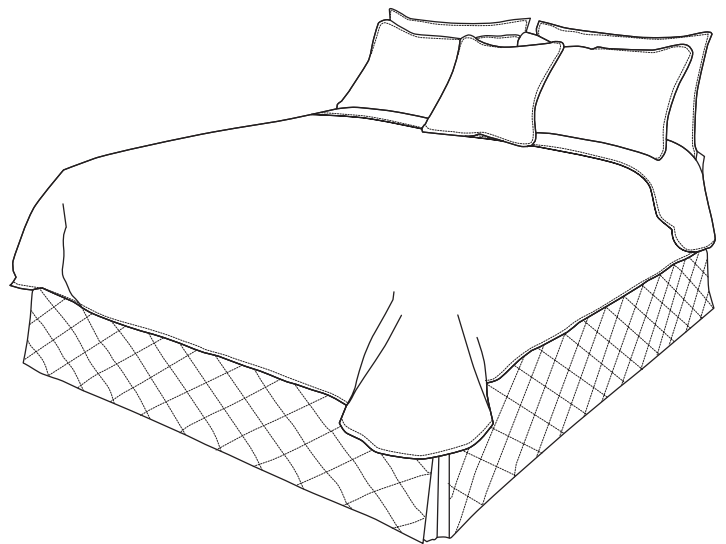


Single Kick Pleats at Bottom Corners Only

Duvet II - Extra Flap As Reverse Sham Diamond Quilted Bedskirt




Duvet Cover



Bedskirt



Pillow Shams



Karate Chop Pillow

Duvet II Extra Flap as Reverse Sham

Duvet Cover

| | |
|---------------|---|
| Style: | Top stitched edge with reverse pillow sham |
| Welt: | 1/4" top stitched around the perimeter of the cover and around the reverse flap |
| Pillow Cover: | 26" flap attached across the top of the duvet cover with 1/4 top stitch around the flap |
| Corners: | 9" radius rounded two bottom corners |
| Lining: | Self fabric |
| Detail: | 7" double strings created by 1/4" tape to be attached at the top and bottom corner of the duvet |

Bed Skirt

| | |
|------------------|--|
| Style: | Quilted with two kick pleats at the bottom corners |
| Lining: | 63 x 37 construction, 70/30 poly/cotton |
| Fill: | 4 Oz. bonded polyester |
| Platform: | 70/30 poly/cotton construction |
| Platform Strips: | 4" platform strips to be attached to the platform |
| Header: | Header extended to the end of the bed creating a box fit |
| Quilt pattern: | Small diamond quilt pattern |

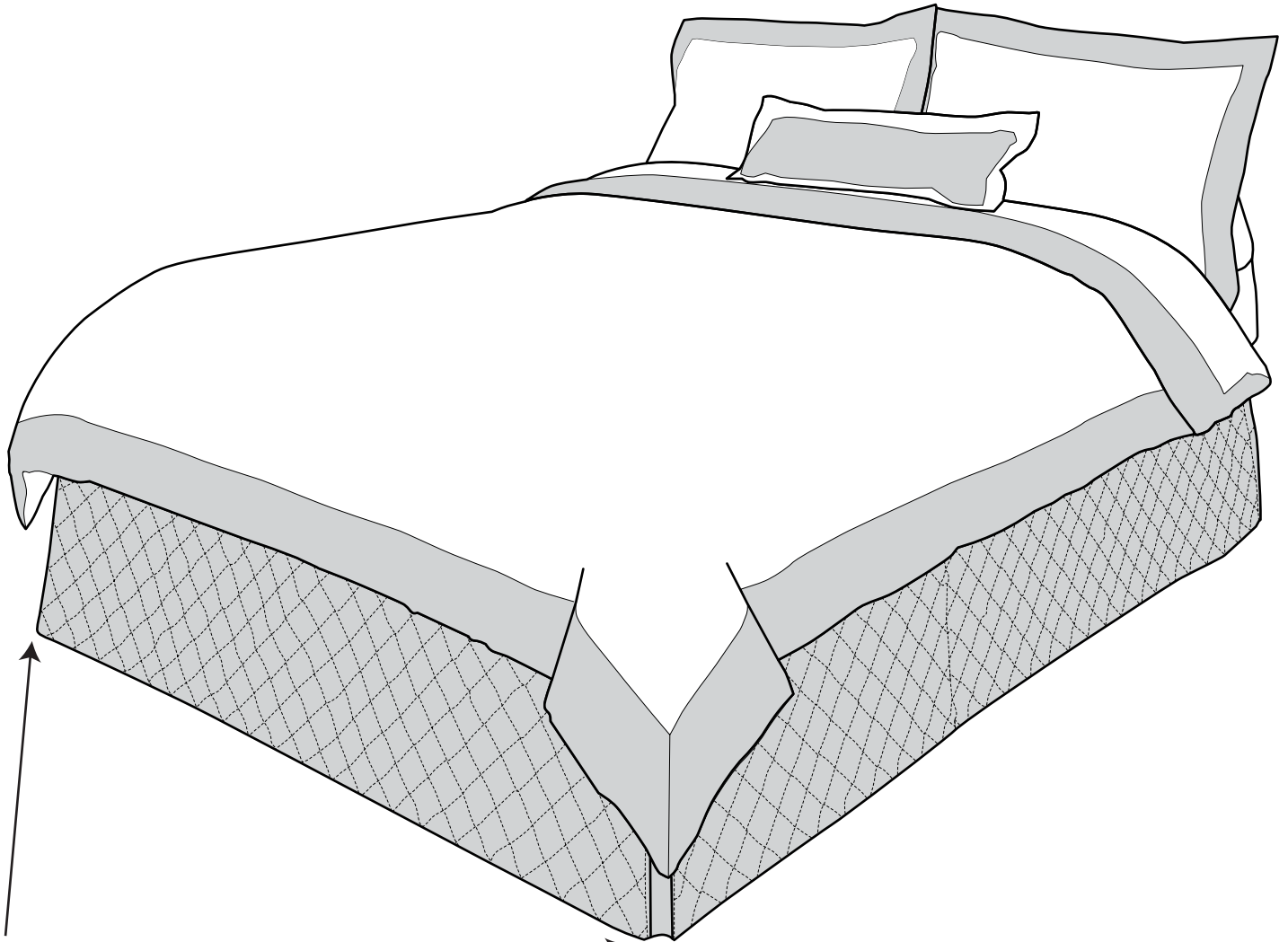
Pillow Shams 26" wide x 20" long

| | |
|-------------|--|
| Style: | Top stitched shams |
| Top Stitch: | 1/4" top stitch around the perimeter of the shams |
| Closure: | 6" french envelope at the side of the sham, next to the top stitch |
| Insert: | Siliconized Virgin Polyester fiber fill |

Pillow


| | |
|-------------|---|
| Style: | Square Pillow |
| Top Stitch: | 1/4" top stitch around the perimeter of the cover |
| Closure: | Concealed Zipper |
| Insert: | Siliconized Virgin Polyester fiber fill |

Duvet III - Accent Banding Diamond Quilted Bedskirt

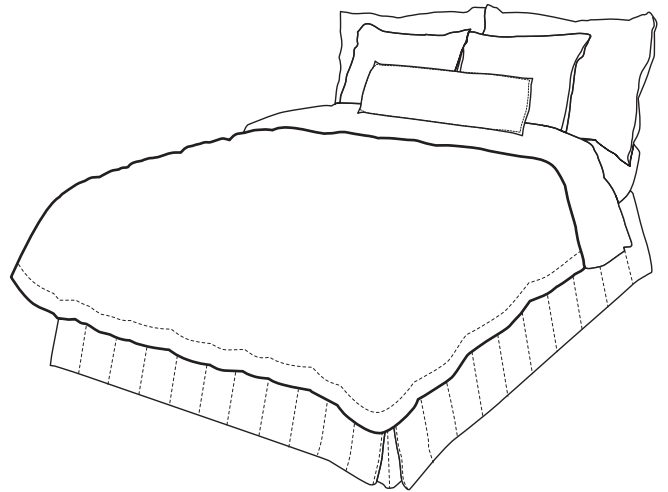


Two Pleats at Bottom Corners Only


Duvet I - Top Stitched Quilted Kick Pleat Bedskirt



Duvet Cover



Bedskirt



Pillow Shams

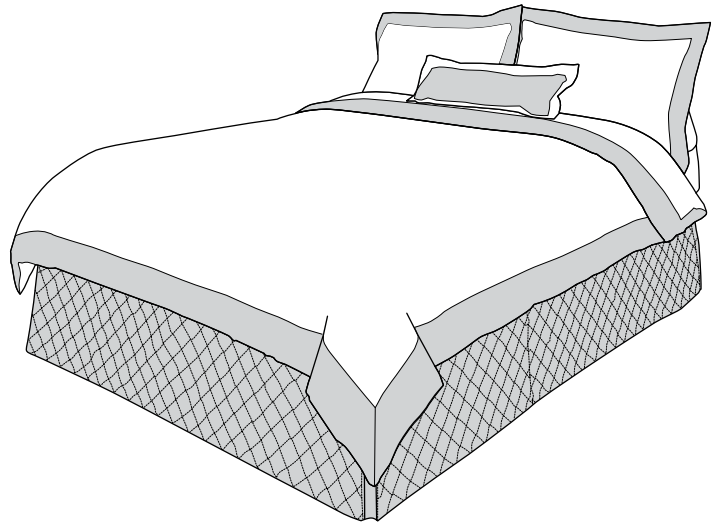


Boudoir Pillow

Duvet III - Accent Banding Diamond Quilted Bedskirt



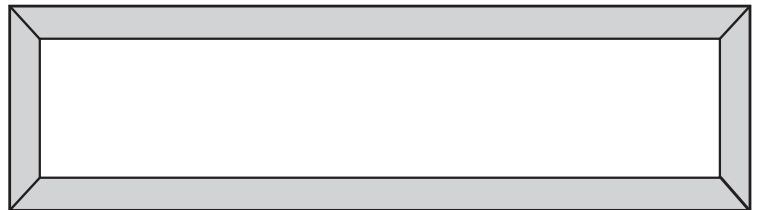
Duvet Cover



Bedskirt



Pillow Shams



Boudoir Pillow

Duvet III Accent Banding

Duvet Cover

Style: Accent banding edged duvet cover
Closure: French envelope 12" overlap closure at the bottom
Flange: 5" accent banding around the 3 side of the cover
Corners: Square corners on all four sides
Lining: Self fabric
Detail: 7" double strings created by 1/4" tape to be attached inside at the top and bottom corner of the duvet

Bed Skirt

Style: Quilted with two pleats at the bottom corners
Lining: 63 x 37 construction, 70/30 poly/cotton
Fill: 4 Oz. bonded polyester
Platform: 70/30 poly/cotton construction
Platform Strips: 4" platform strips to be attached to the platform
Header: Header extended to the end of the bed creating a box fit
Quilt pattern: Small diamond quilt pattern

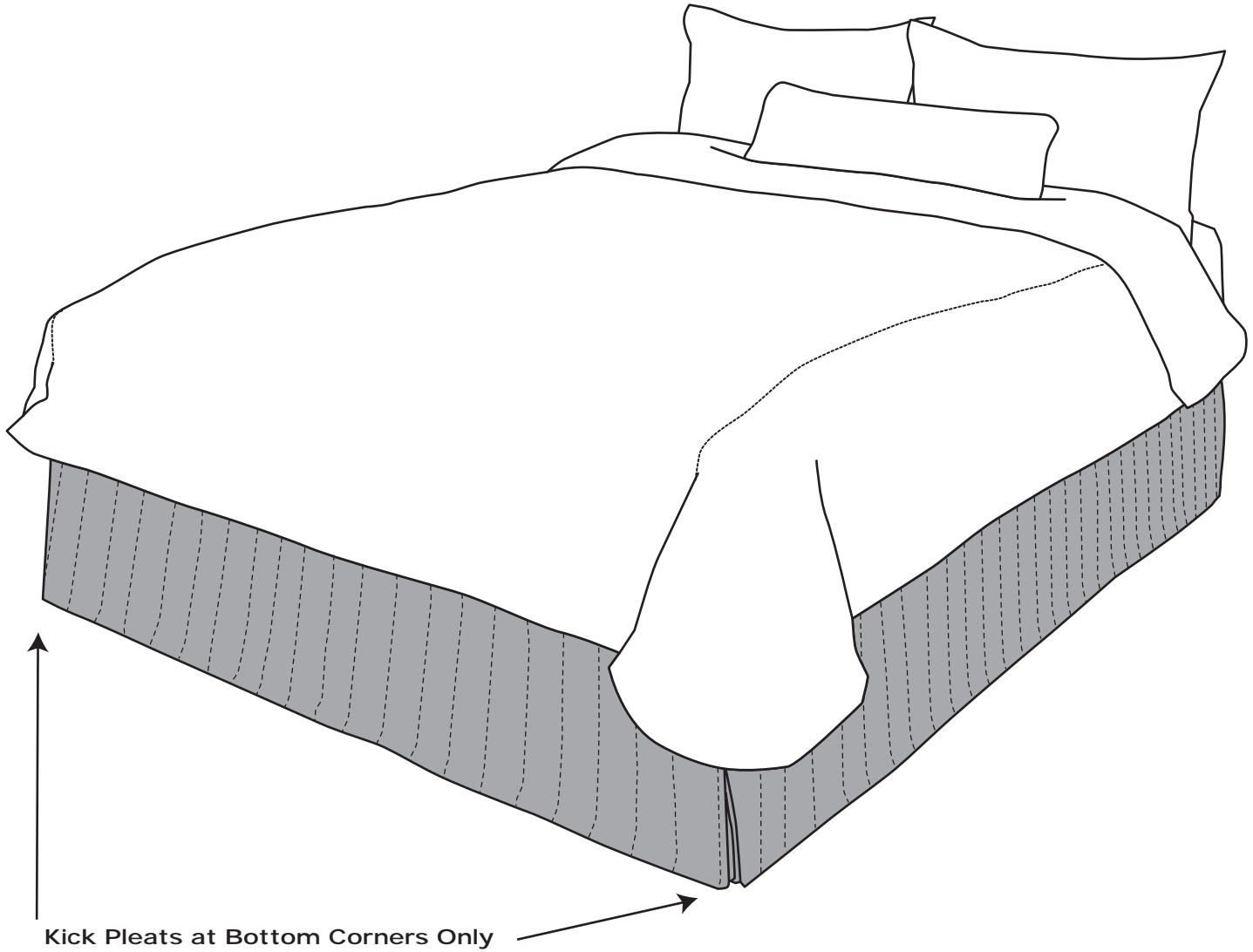
Pillow Shams 26" wide x 20" long

Style: Shams with accent banding
Flange: 3" accent banding around the perimeter of the sham
Closure: French envelope 6" closure at the center of the shams
Insert: Siliconized Virgin Polyester fiber fill


Boudoir Pillow 12" wide x 26" long

Style: Pillow with accent banding
Flange: 2" accent banding around the perimeter of the cover
Closure: French envelope 6" closure at the center of the shams
Insert: Siliconized Virgin Polyester fiber fill

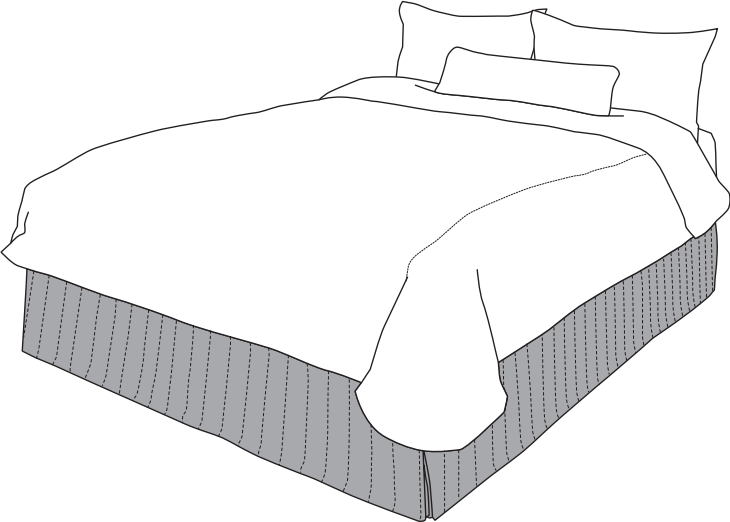
Duvet IV - Fake Flange Channel Quilted Bedskirt



Duvet IV - Fake Flange Channel Quilted Bedskirt



Duvet Cover



Bedskirt



Pillow Shams



Karate Chop Pillow

Duvet IV Fake Flange

Insert width equals mattress width

Duvet Cover

Style: Fake flanged cover
Flange: Sew top stitch 14" from each side creating fake flanges only on both sides, not at the bottom
Closure: 12" overlap flap closure at the bottom of the cover overlap is only in areas of insert - 60" wide
Corners: 6" radius rounded two bottom corners
Lining: Self fabric
Detail: 7" double strings created by 1/4" tape to be attached inside at the top and bottom corner of the duvet

Bed Skirt

Style: Quilted with two single kick pleats at the bottom corners
Lining: 63 x 37 construction, 70/30 poly/cotton
Fill: 4 Oz. bonded polyester
Platform: 70/30 poly/cotton construction
Platform Strips: 4" platform strips to be attached to the platform
Header: Header extended to the end of the bed creating a box fit
Quilt pattern: 2" channel quilt

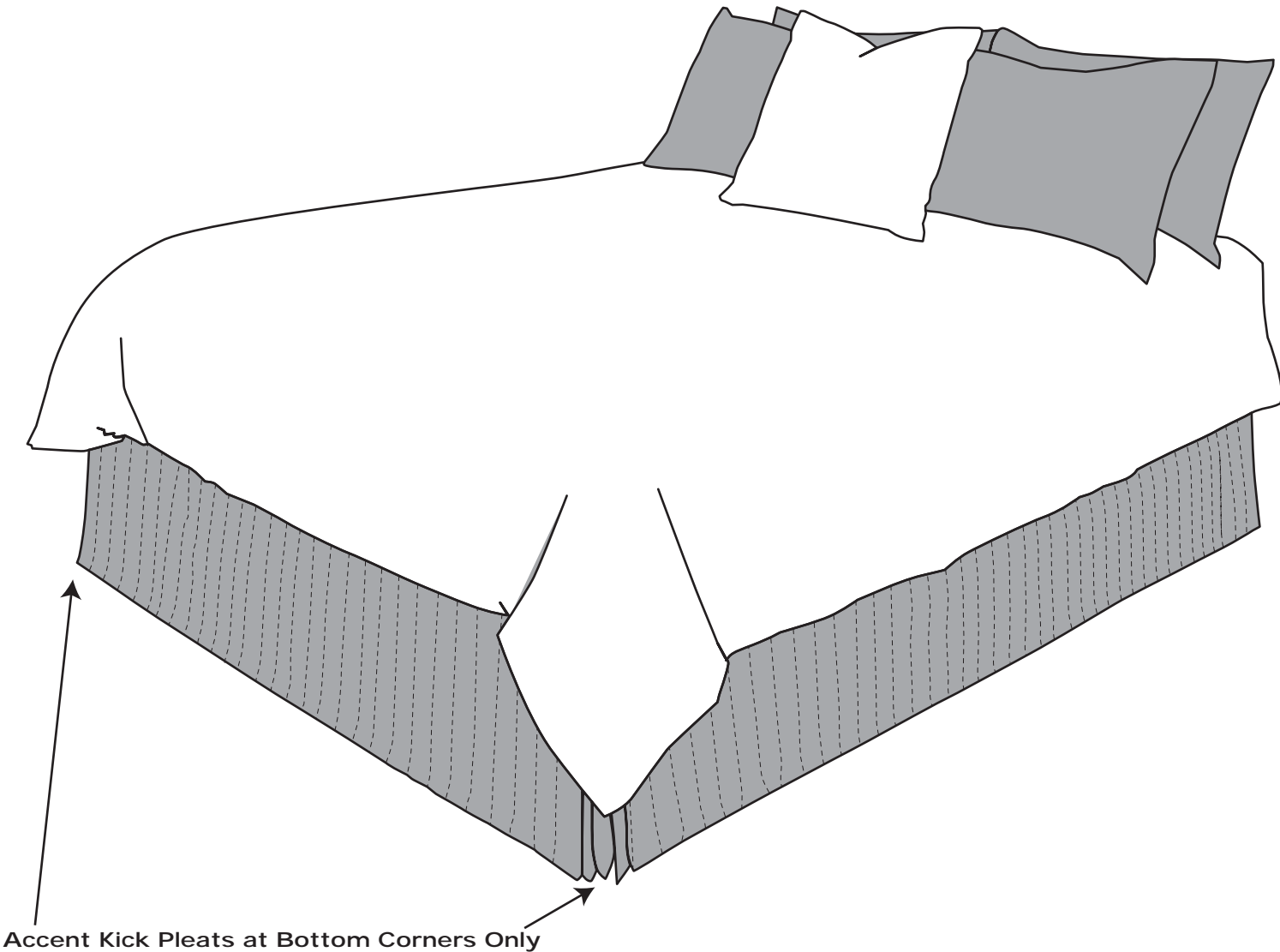
Pillow Shams 26" wide x 20" long

Style: Flanged Sham on two sides only
Flange: 3" self fabric flanges at right and left side of the sham, 3" from the edges
Closure: 5" french envelope closure at the side of the pillow cover
Insert: Siliconized Virgin Polyester fiber fill


Pillow

Style: Pillow with flange on two sides only
Flange: 3" self fabric flange on both sides of the cover, 3" from edges
Closure: 5" french envelope closure at the side of the pillow cover
Insert: Siliconized Virgin Polyester fiber fill

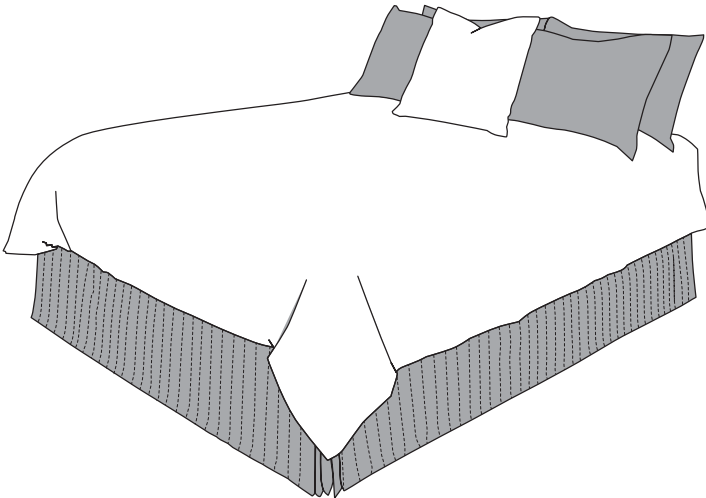
Duvet V - Knife Edge Channel Quilted Bedskirt




Duvet V - Knife Edge Channel Quilted Bedskirt




Duvet Cover



Bedskirt



Pillow Shams



Karate Chop Pillow

Duvet V Knife Edge

Duvet Cover

Style: Knife edged duvet cover
Seam: None, seamless duvet cover
Closure: 12" french overlap at the bottom of the cover
Corners: Square corners on all four sides
Lining: Self fabric
Detail: 7" double strings created by 1/4" tape to be attached inside at the top and bottom corner of the duvet

Bed Skirt

Style: Quilted with two kick pleats at the bottom corners
Lining: 63 x 37 construction, 70/30 poly/cotton
Fill: 4 Oz. bonded polyester
Platform: 70/30 poly/cotton construction
Platform Strips: 4" platform strips to be attached to the platform
Header: Header extended to the end of the bed creating a box fit
Quilt pattern: 2" channel quilt

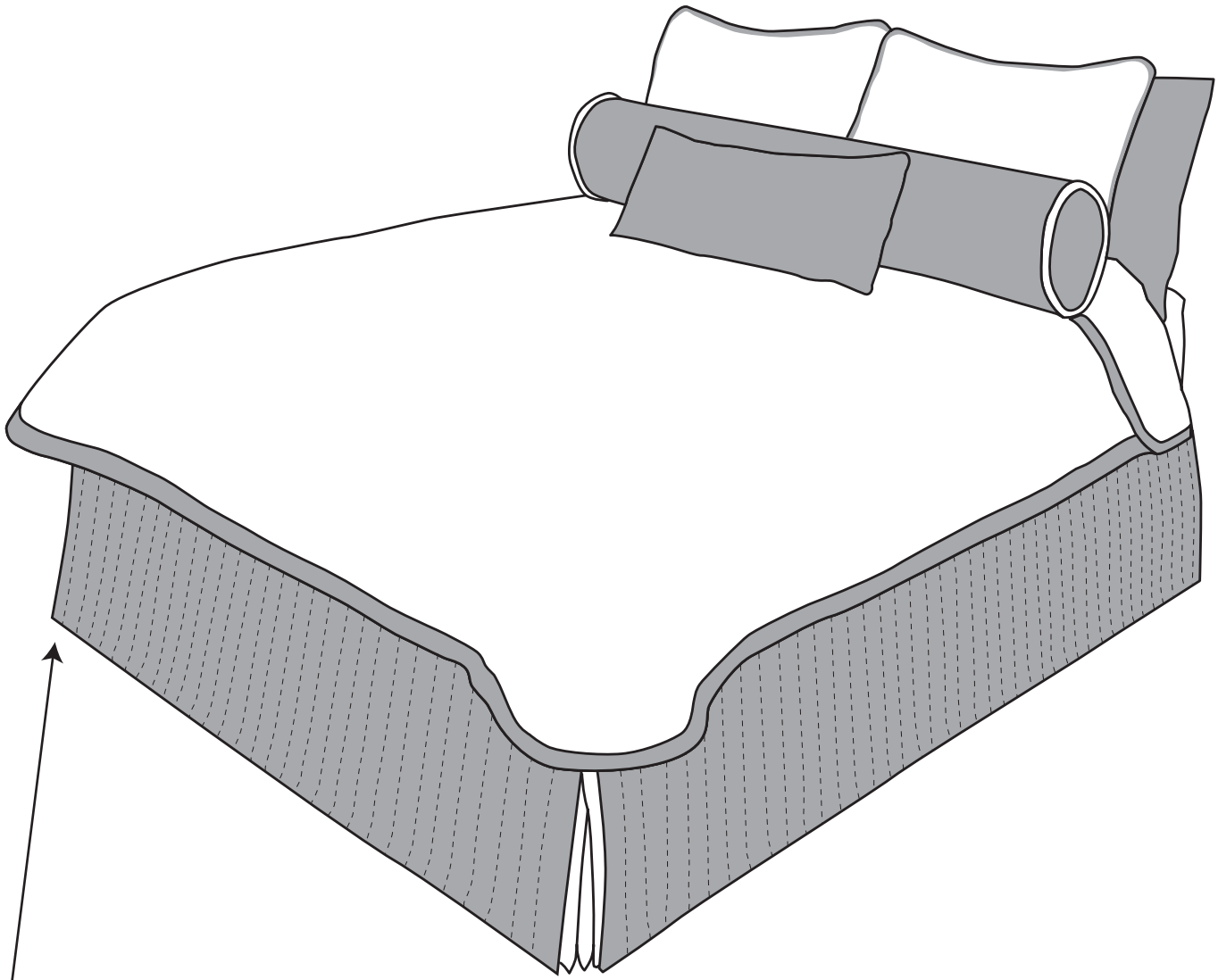
Pillow Shams 26" wide x 20" long

Style: Knife edged
Closure: 5" french envelope closure at the side
Insert: Siliconized Virgin Polyester fiber fill

Pillow


Style: Karate chop
Closure: 5" french envelope closure at the side
Insert: Siliconized Virgin Polyester fiber fill

Duvet VI - Accent Welt Edge Accent Kick Pleated Bedskirt

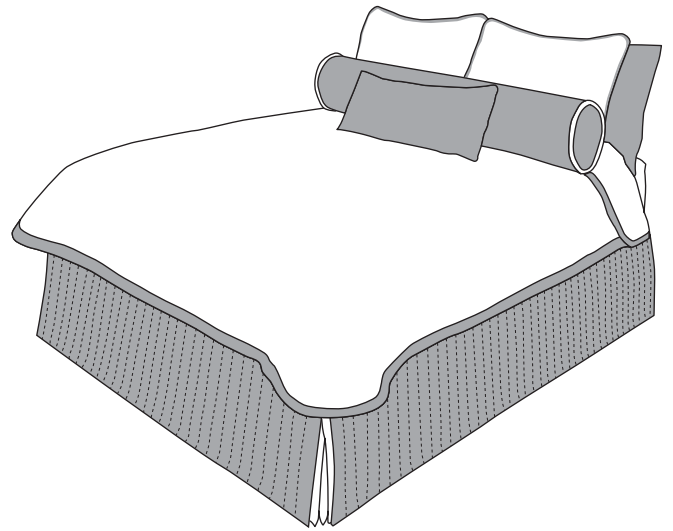


Accent Kick Pleats at Bottom Corners Only

Duvet VI - Accent Welt Edge Accent Pleated Bedskirt



Duvet Cover



Bedskirt

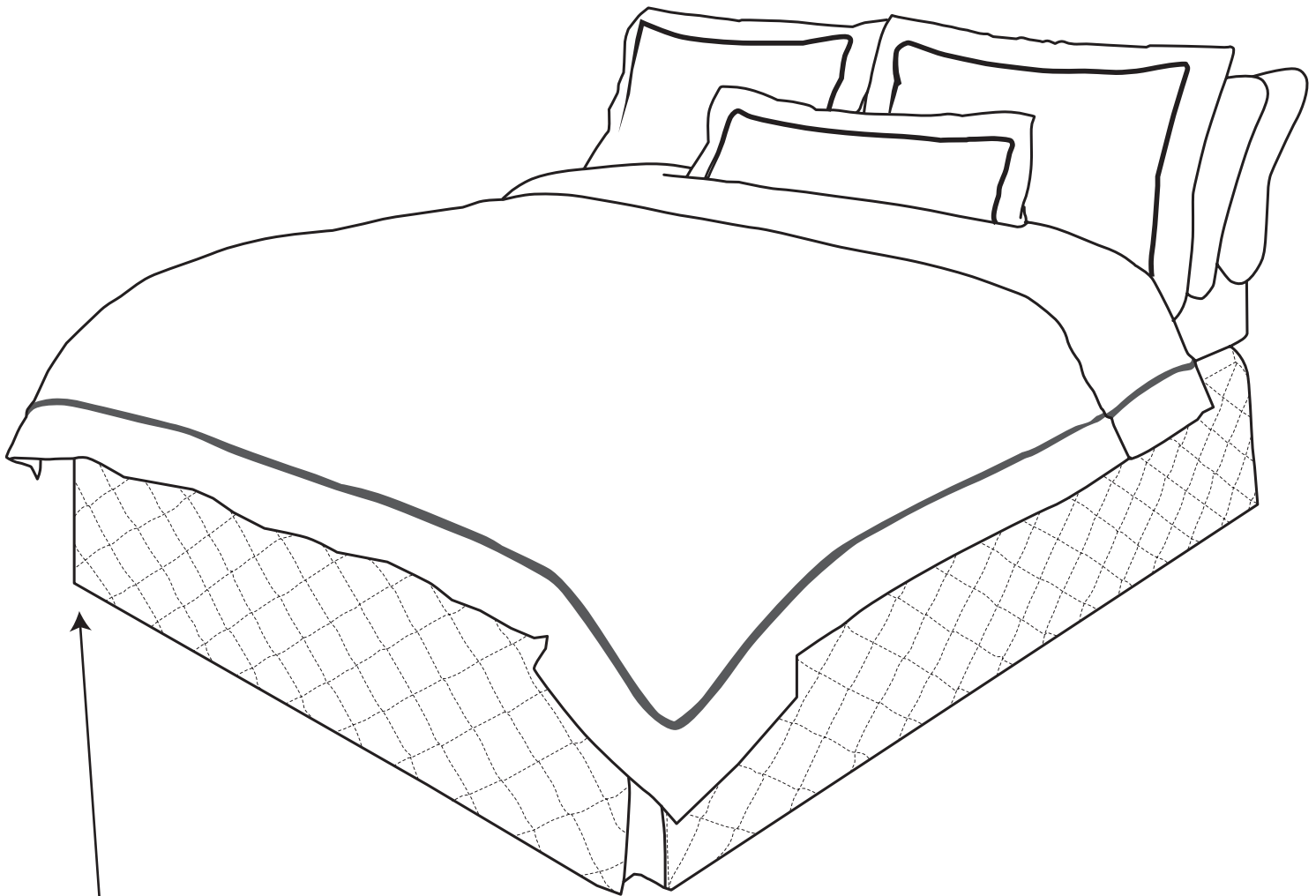


Pillow Shams




Bolster Pillow

Duvet VII - Flange with Accent Welt Kickpleated Bedskirt

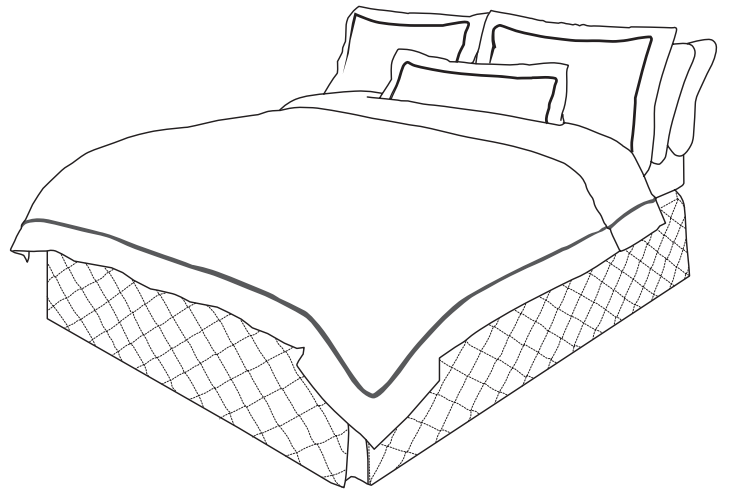


Kick Pleats at Bottom Corners Only


Duvet VII - Flange with Accent Welt Kickpleated Bedskirt



Duvet Cover



Bedskirt



Pillow Shams



Boudoir Pillow

Duvet VII Flange with Accent Welt

Insert is smaller

Duvet Cover

| | |
|----------|--|
| Style: | Flange edged on three sides of duvet cover |
| Flange: | 4" flange around the 3 sides of the cover |
| Welt: | 1/2" welt cord between the body and the flange |
| Closure: | French envelope 12" overlap at the bottom |
| Corners: | Square corners on all four sides |
| Lining: | Self fabric |
| Detail: | 7" double strings created by 1/4" tape to be attached inside at the top and bottom corner of the duvet |

Bed Skirt

| | |
|------------------|--|
| Style: | Quilted with two kick pleats at the bottom corners |
| Lining: | 63 x 37 construction, 70/30 poly/cotton |
| Fill: | 4 Oz. bonded polyester |
| Platform: | 70/30 poly/cotton construction |
| Platform Strips: | 4" platform strips to be attached to the platform |
| Header: | Header extended to the end of the bed creating a box fit |
| Quilt pattern: | Small diamond quilt pattern |

Pillow Shams

26" wide x 20" long

| | |
|----------|--|
| Style: | Accent flanged shams |
| Flange: | 3" flange around the perimeter of the sham |
| Welt: | 1/4" accent welt between the body and the flange |
| Closure: | French envelope 5" closure at the back center of the shams |
| Insert: | Siliconized Virgin Polyester fiber fill |

Boudoir Pillow

12" wide x 26" long

| | |
|----------|--|
| Style: | Accent flanged |
| Flange: | 3" flange around the perimeter of the sham |
| Welt: | 1/4" accent welt between the body and the flanges |
| Closure: | French envelope 5" closure at the back center of the shams |
| Insert: | Siliconized Virgin Polyester fiber fill |

Standard Duvet & Bedskirt Specification

| Duvet Inserts (Down) | | |
|----------------------|------------|-------|
| Double | 82" x 92" | 26 Oz |
| Queen | 88" x 92" | 28 Oz |
| Hotel King | 100" x 92" | 32 Oz |
| Eastern King | 104" x 92" | 34 Oz |

Style: Comforter style insert with baffled square cambers
 Corners: Square corners
 Shell: Secure weave, 250 thread count, 100% bleached white, down proof fabric
 Thread: Poly/Cotton - 65/35% 60S/3Ply
 Stitch Count: 12 stitches per inch
 Fill Weight: See above
 Down: Hypoallergenic duck down
 Double Stitch: Double top stitched around the comforter perimeter
 Welt: 1/8" welt to be sewn at the edge of the comforter perimeter
 Size of each Box: 5" x 5", 5" x 6", 6" x 6", 6" x 7", depending on the size of the comforter

| Down Blankets | | | |
|----------------------|-----------|-------|--------------|
| Double & Queen | 78" x 80" | 12 Oz | Summerweight |
| Hotel & Eastern King | 96" x 80" | 18 Oz | Summerweight |
| Double & Queen | 78" x 80" | 20 Oz | Winterweight |
| Hotel & Eastern King | 96" x 80" | 26 Oz | Winterweight |

Style: Comforter style insert with baffled square cambers
 Corners: Square corners
 Shell: Secure weave, 250 thread count, 100% bleached white, down proof fabric
 Thread: Poly/Cotton - 65/35% 60S/3Ply
 Stitch Count: 12 stitches per inch
 Fill Weight: See above
 Down: Hypoallergenic duck down
 Double Stitch: Double top stitched around the comforter perimeter
 Welt: 1/8" welt to be sewn at the edge of the comforter perimeter
 Size of each Box: 5" x 5", 5" x 6", 6" x 6", 6" x 7". depending on the size of the comforter

Standard Duvet & Bedskirt Specification

Standard Sizes

| Duvet | | Bed Skirt | |
|-----------------|------------|-----------|-----------------|
| Twin | 57" x 92" | | 38" x 80" x 13" |
| Double | 82" x 92" | | 53" x 80" x 13" |
| Queen | 88" x 92" | | 59" x 80" x 13" |
| Hotel King | 100" x 92" | | 71" x 80" x 13" |
| California King | 100" x 96" | | 71" x 84" x 13" |
| Eastern King | 104" x 92" | | 75" x 80" x 13" |

Inserts

| Duvet Inserts (Synthetic) | |
|---------------------------|------------|
| Double | 82" x 92" |
| Queen | 88" x 92" |
| Hotel King | 100" x 92" |
| Eastern King | 104" x 92" |

| | |
|-------------------|---|
| Style: | Comforter style insert with baffled square chambers |
| Shell: | 50/50 Poly/Cotton, thread count: 40 x 40/120 x 85, Bleached White, Plain Weave |
| Thread: | Poly/Cotton - 65/35%PLY |
| Stitch Count: | 12 Stitches per inch |
| Fill Weight: | 10 Oz. per square foot |
| Fill Type: | Spiral twisted conjugated fiber blown into the baffled chambers, same as down comforter |
| Double Stitch: | Double top stitched around the comforter perimeter |
| Welt: | 1/8" welt to be sewn at the edge of the comforter perimeter |
| Size of each Box: | 5" x 5", 5" x 6", 6" x 6", 6" x 7", depending on the size of the comforter |
| Loops: | 1" loop to be sewn on at four corners |
| Protection: | Hypoallergenic and Anti-Microbial protection comfort |



Adding Value To Your Success
800.367.5664

Rev: December2002

KOJO

WORLDWIDE

HOTEL INDUSTRY SPECIALIST

Adding Value To Your Success

Corporate Headquarters
9645 Siempre Viva Road
San Diego, CA 92154

800 367-5664
Fax 619 710-0629
info@kojoworldwide.com
<http://www.kojoworldwide.com>